

# Policyholder guide to the **guard.me** experience



## Download a Healthcare Access Card

REAL PEOPLE. REAL SOLUTIONS. **REAL LIFE.**

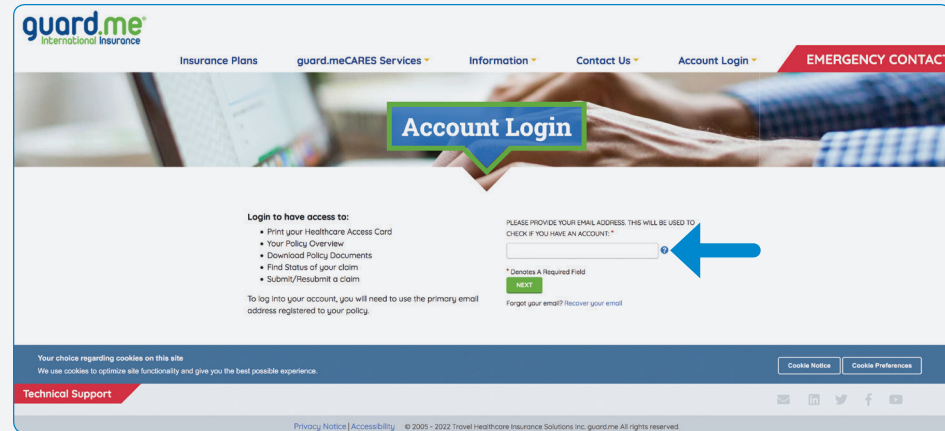
Last updated: 22/08/2022

**guard.me**<sup>®</sup>  
International Insurance

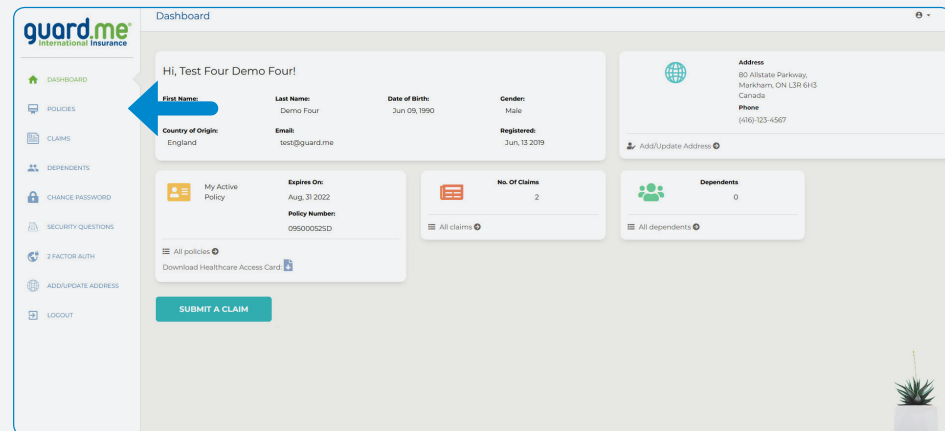
# Download a Healthcare Access Card

**Step 1:** Log in to your account using the following link:  
<https://www.guard.me/login.php>

**Note:** Ensure that you have accepted all cookie preferences for the account login to be visible.




**Step 2:** From the Dashboard, click on **POLICIES** from the menu on the left-hand side of the screen.



# Download a Healthcare Access Card

**Step 3:** Here are a list of your policies. Locate the required policy and click the blue icon under the **HEALTH CARD** column. Your Healthcare Access Card will open in your browser or a download prompt will appear (depending on the settings of your browser.)

The screenshot shows the 'My Policies' section of the Guard.me dashboard. At the top, client information is displayed: Client Name: Test Four Demo Four, Date of Birth: Jun 09, 1990, and Email Address: test@guard.me. Below this is a table of policies. A blue arrow points to the Health Card icon in the first row.

POLICY NUMBER	STATUS	START DATE	END DATE	HEALTH CARD	VISA	DOCUMENTS	CANCELLED/ER DATE	CLAIMS
09092396SD Submit a Claim	Open	Jan 01, 2022	Apr 30, 2022			Policy Wording: Select Summary: Select		1
2931-4256048-S Submit a Claim	Expired	Dec 01, 2020	Nov 30, 2021			Policy Wording: Select Summary: Select		0
2931-3125823-S <small>*Cannot submit a claim on policies that have ended over a year ago</small>	Expired	Jun 06, 2019	Oct 31, 2019					1

Below the table is a 'Dependents' section with the message: 'This account has no family members attached.'